

HEALTH AND SAFETY COMMITTEE		
Report Title	Health and Safety Board Summary and Incident Statistics	
Key decision	No	Item No 5
Ward	All	
Contributors	Head of Corporate Resources	
Class	Part 1	Date 31 October 2016

### H&S Board - Non Employees

- 1.1 The H&S Board meeting took place on 14 October 2016. No H&S matter involving non – employees was raised and discussed. The following updates are provided;

- **Accident/Incident Statistics.**

### Incidents

- 1.2 The numbers of incidents in the last period are presented in the table below as part of a rolling twelve month view.

Directorate	Oct '15 – Sep '16	Oct '14 – Sep '15	Variation number	Variation %
Community services	109	160	(51)	-32%
Customer services	126	70	56	80%
Children & Young People – Non Schools	50	101	(51)	-50%
Children & Young People – Schools	2,095	1565	530	34%
Resources & Regeneration	26	7	19	271%
<b>Total</b>	<b>2,406</b>	<b>1,903</b>	<b>503</b>	<b>26%</b>

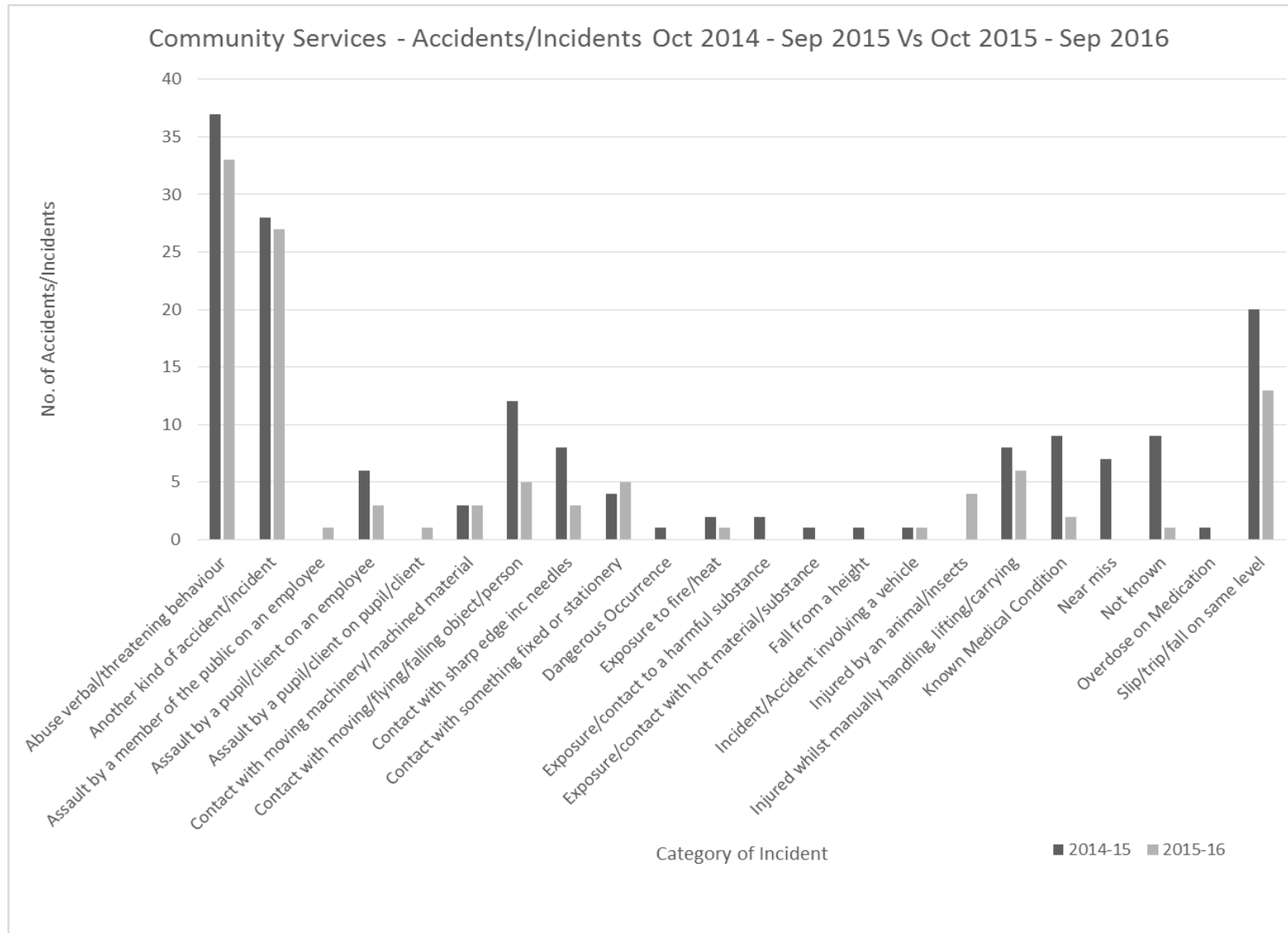
- 1.3 In addition to the summary in the table above, the graphical analysis at **Appendix A** provides a more detailed view of the types of incident by Directorate. Identified trends and anomalies are discussed at individual Directorate H&S JCCs.

- 1.4 In terms of the more serious cases reported in the last quarter (**Jul to Sept 2016**) there were **16** incidents (compared with 13 for the same period in 2015) that required reporting to the HSE under the Reporting of Injuries Diseases and Dangerous Occurrences Regulations (RIDDOR) 1995. These are presented in the table below.

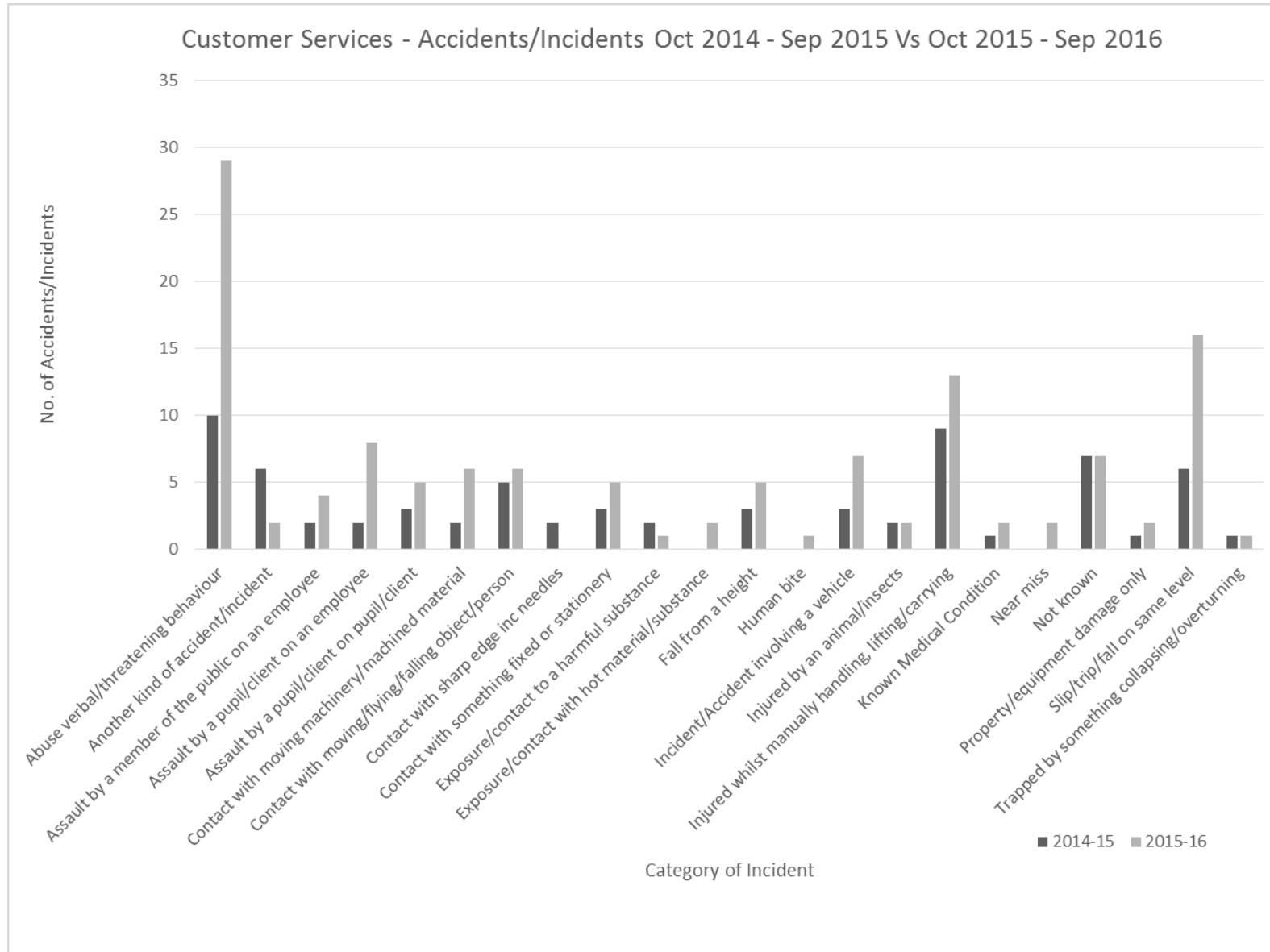
RIDDOR reporting	COM	CUS	C&YP non-Sch	C&YP Sch	R&R
Dangerous Occurrence				1	
Major Injury or Condition				4	
Member of Public taken to hospital					
Over seven day absence		3			
Pupil taken straight to hospital				8	
Prescribed Disease					
<b>Total</b>	<b>0</b>	<b>3</b>	<b>0</b>	<b>13</b>	<b>0</b>

For any further information on the content of this report please contact:  
David Austin, Head of Corporate Resources on 020 8314 9114, or  
Beatrice Aciro, Senior H&S Advisor on 020 8314 6481.

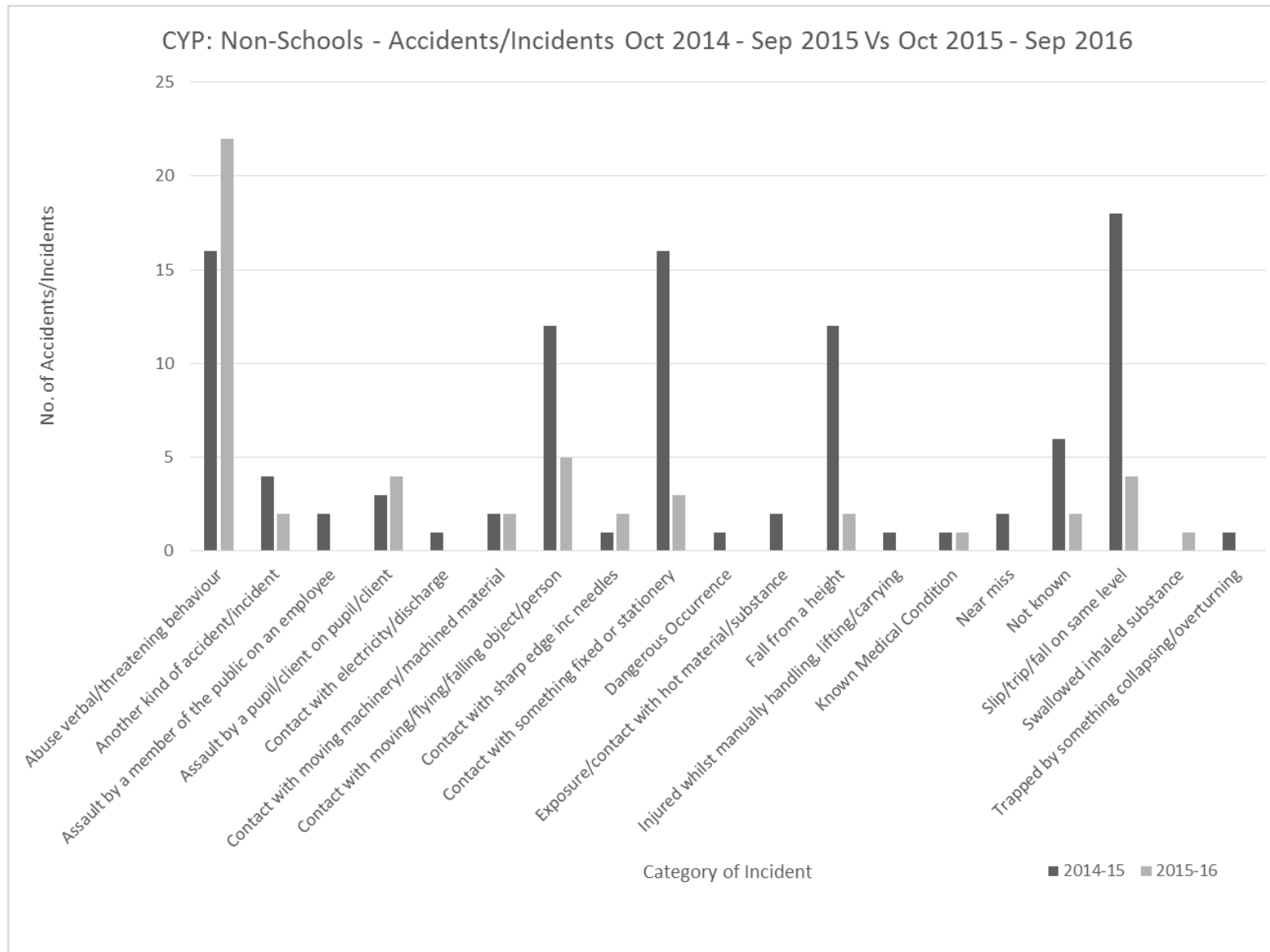
**Appendix A – Rolling 12 month summary of reported H&S incidents by category by Directorate compared to prior year**



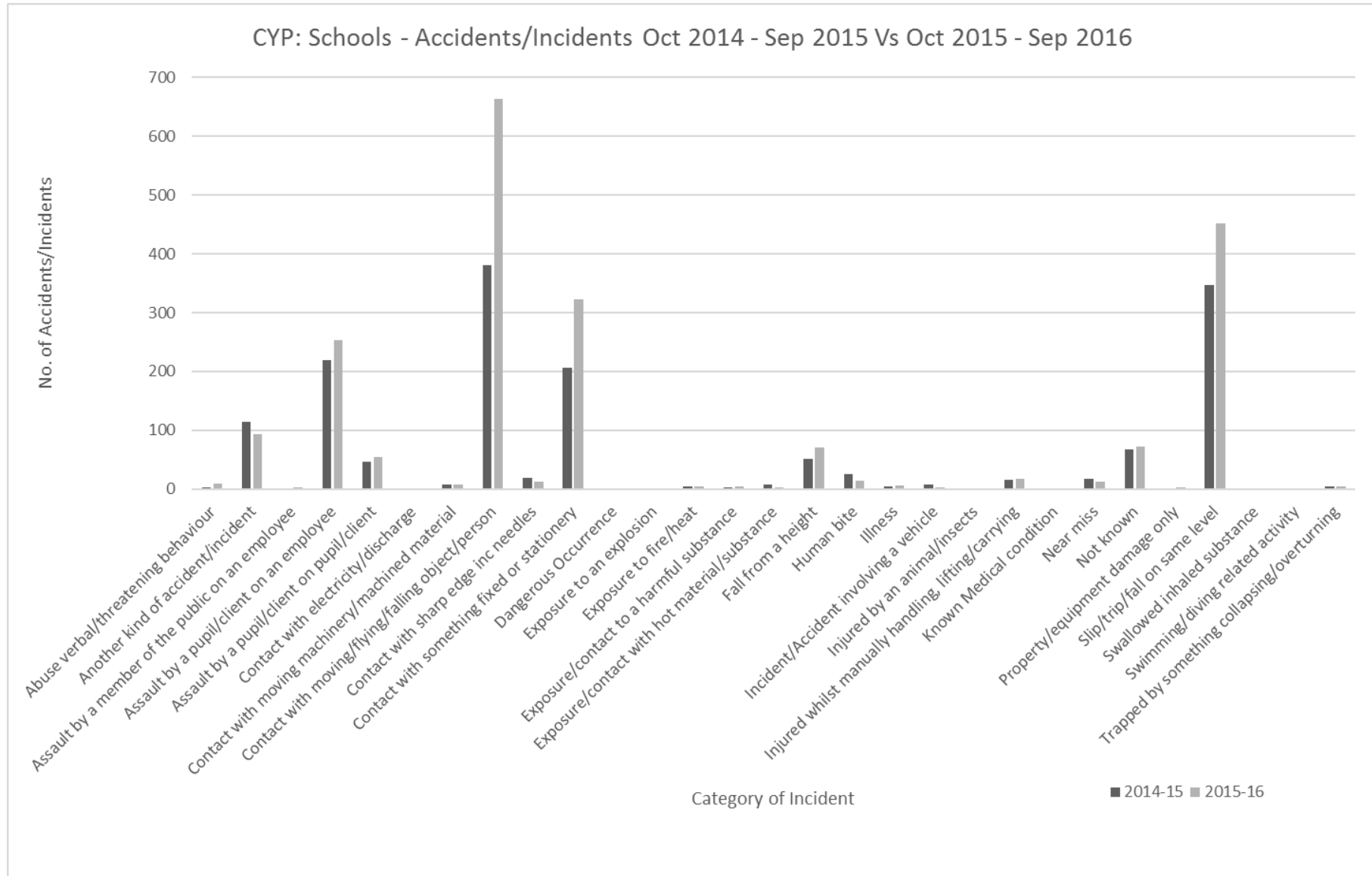
**Appendix A – Rolling 12 month summary of reported H&S incidents by category by Directorate compared to prior year**



**Appendix A – Rolling 12 month summary of reported H&S incidents by category by Directorate compared to prior year**



**Appendix A – Rolling 12 month summary of reported H&S incidents by category by Directorate compared to prior year**



**Appendix A – Rolling 12 month summary of reported H&S incidents by category by Directorate compared to prior year**

